



## Maximum security for your company data!

### Reliable images across a network

Data loss represents an expensive risk to all companies. But it is also completely preventable. By continuous data imaging, whenever a loss of data occurs, companies can fall back on previously created images. With O&O DiskImage 5 Server Edition you can create reliable images - also in the network\*.

### Differences to previous version

Besides the continuous maintenance and enhancement of the existing program components, version 5 comes with some major new features. In particular, the ability to restore an image or duplicate system partition onto machines with different hardware is a major new innovation. The new One-click Imaging and advanced information bar serve to increase the user friendliness of the program. You can also select to be kept informed of activities by e-mail with the new version 5.

### M.I.R. - Machine Independent Restoration

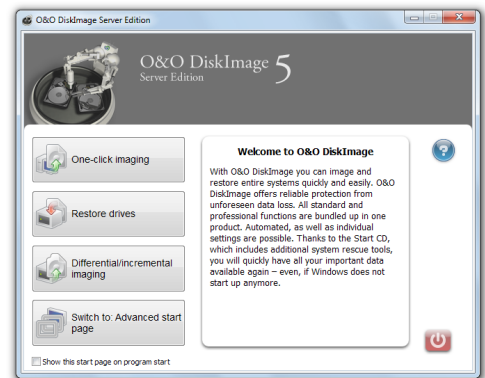
The new function M.I.R. (Machine Independent Restoration) enables restoration or duplication of system partitions onto machines with different hardware setups. This means an image or duplicate can not only be restored onto identical hardware, but also onto hardware where the processor or motherboard has been changed, for instance.

### Imaging with no downtime

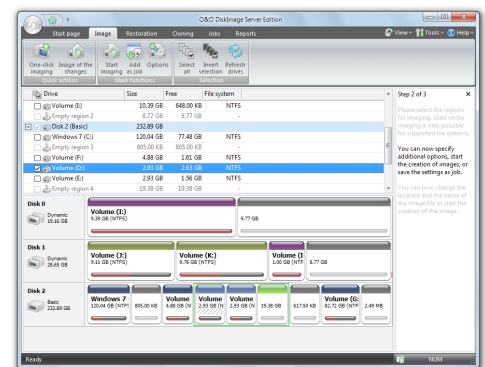
O&O DiskImage 5 Server Edition includes a mechanism, which ensures that the imaged data corresponds exactly to the moment of the begin of the imaging process: changes to the data set by the user or applications will not influence a running imaging process. The existing file system and the application environment have therefore no influence on the process. Only by harnessing this technology can consistent system images be created, while at the same time ensuring that the system runs without interruption, and remains continuously available.

### Specially designed for server environments

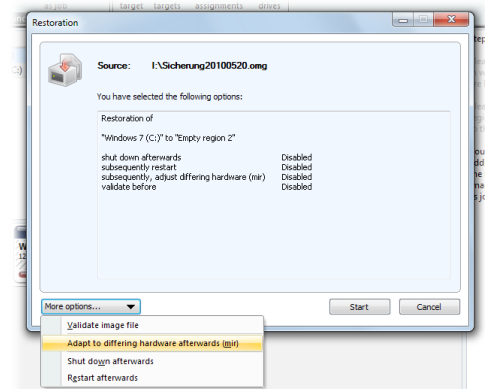
O&O DiskImage 5 Server Edition was specifically designed to make the most modern systems more efficient, without unnecessarily straining older Hardware due to a high resource use. O&O DiskImage 5 Server Edition supports 64-bit server operating systems, dynamic data volume and of course fail-safe RAID configuration completely.



Start Page of O&O DiskImage



Program Window for creating an image



Adapt to differing hardware afterwards (M.I.R.)





### System recovery with the Start CD

Our BareMetal technology enables you to resurrect a system using O&O DiskImage 5 Server Edition without having to previously install it. To achieve this, we have placed a start-capable CD at your disposal. The CD is based on Microsoft Windows Server and contains all the standard drivers from Windows. Thanks to the Wizard, additional drivers such as for Storage Controllers or Network cards can also be loaded after starting. The additional system rescue tools give you the chance to restore the original system and identify errors.

### E-mail notification on activity status

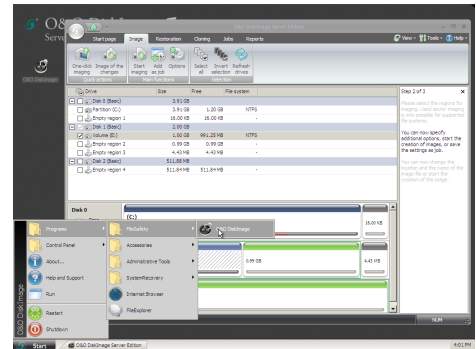
The e-mail notification function is an option you can select to be kept informed of the progress of jobs or activities. You will also be notified of any errors so that you can act quickly to resolve them.

### Managing O&O DiskImage in the network

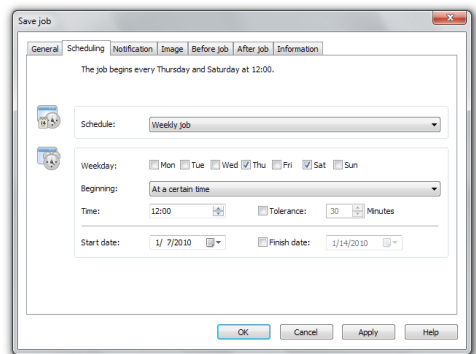
The new O&O DiskImage Server Edition supports you with the help of the O&O Enterprise Management Console while creating images of network computers. In a few steps O&O DiskImage 5 Workstation Edition and O&O DiskImage 5 Server Edition are installed in the network and will improve your work. We will gladly consult you on the application of O&O Enterprise Management Console in your company. Just contact us!

### Made in Germany. Made in Berlin

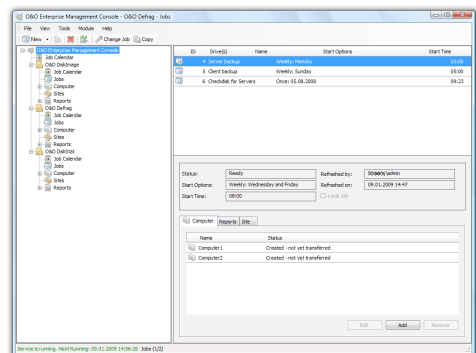
All O&O products are developed and perfected in Berlin, Germany. We have licensed parts of the Windows operating system specifically for O&O DiskImage, to avoid unpleasant surprises when restoring data and thus ensure a maximum of compatibility. We take care of our customers, since we know how important they are for us. And what's more, we've been doing this for over ten years now! You can find further information on our Homepage [www.oo-software.com](http://www.oo-software.com).



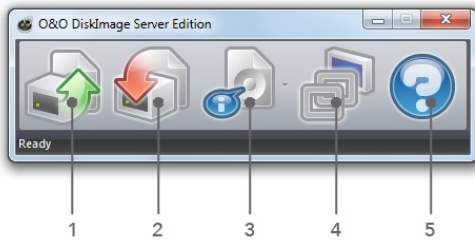
Using the Start CD from O&O DiskImage



Plan a schedule

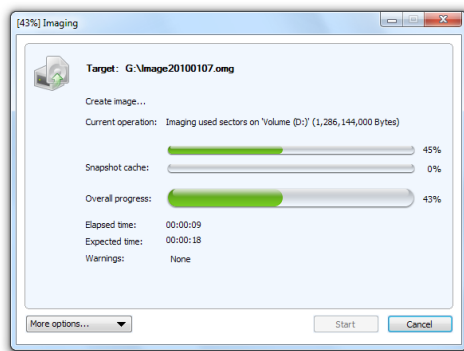


Using O&O DiskImage across the network

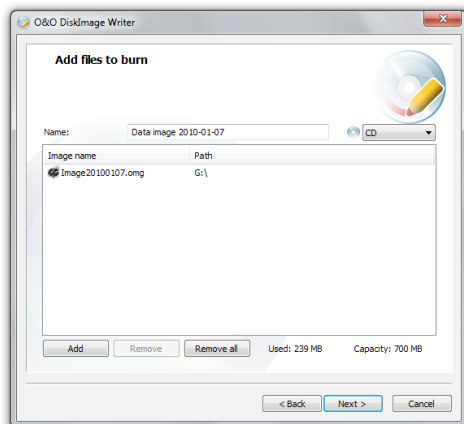


Express view:

1. Create image
2. Restore image
3. Read image information, mount and unmount an image from a drive.
4. Restores the full view of O&O DiskImage's user interface.
5. Displays the program's Help.



Snapshot cache display (here an empty cache)



O&O DiskImage Writer

## Highlights

- NEW: Express view with main functions
- NEW: Simplified view of the Startpage
- NEW: Adaptable size of target drive
- M.I.R. Restoration onto different hardware
- One-click imaging
- E-mail notification of activities
- Additional information bar
- TrayIcon to provide information on service and job status
- Also creates system partition images during operation
- 1:1 copies of drives (cloning)
- Advanced burning functions to CD/DVD/Blu-Ray/HD-DVD
- Works with Microsoft Virtual PC Disks (VHD)
- Start CD with base operating system and system rescue tools
- Detailed reports
- Control and management of the local network possible\*
- and much more

\*Only valid in combination with the O&O Enterprise Management Console

## System Requirements

- System Requirements of each Operating system have to be fulfilled
- Minimum 1 GB RAM recommended
- 30 MB free hard disk space
- 32-bit/64-bit support
- From Windows® 2000 to Windows® Server 2008 R2 (all Editions)